

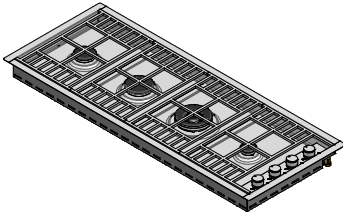
1PLB3TI

Rev.1

DESCRIZIONE Piano cottura Lab incasso e filo da 120 - 3 gas + tripla corona
DESCRIPTION 120 cm Lab built-in and flush hob - 3 gas burners + triple ring

PESO LORDO 23.2 Kg
GROSS WEIGHT

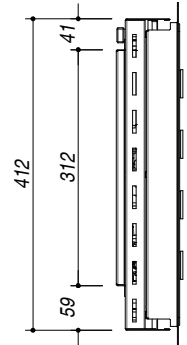
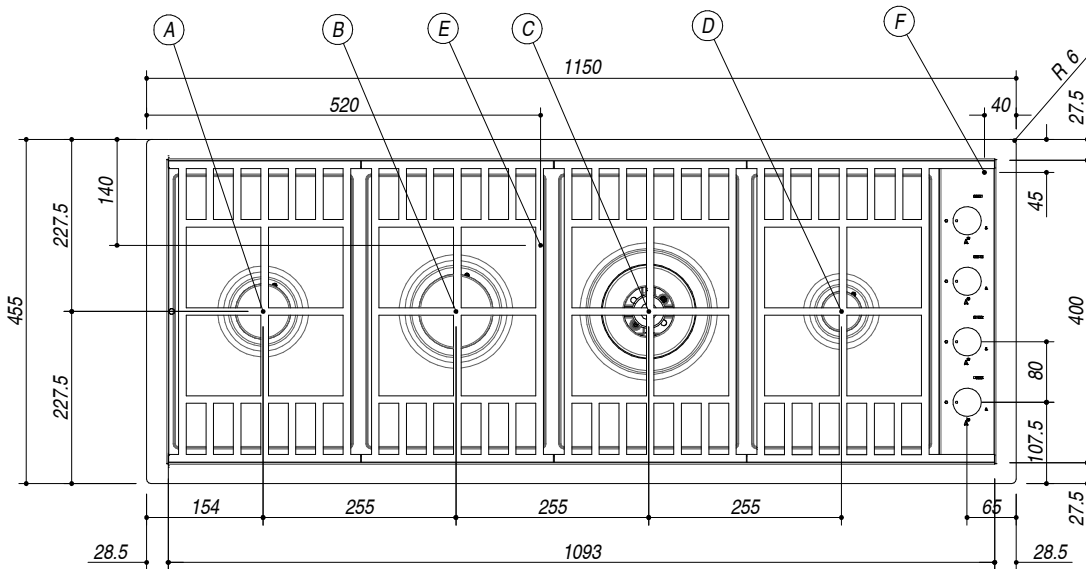
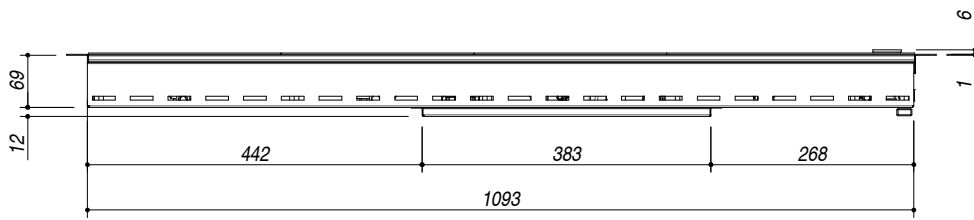
DIMENSIONI IMBALLO 1200x520x160 mm
PACKAGING DIMENSIONS



- (A) BRUCIATORE SEMIRAPIDO 1.75 kW SEMIRAPID BURNER
- (B) BRUCIATORE RAPIDO 3 kW RAPID BURNER
- (C) BRUCIATORE DOPPIA CORONA 3.5 kW DOUBLE RING BURNER
- (D) BRUCIATORE AUSILIARIO 1 kW AUXILIARY BURNER
- (E) ALLACCIAMENTO ELETTRICO ELECTRICAL CONNECTION
- (F) CONNESSIONE GAS GAS CONNECTION

- Acciaio Inox AISI 304 di spessore elevato (AISI 304 extra thick stainless steel)
- Comandi: superiori laterali integrati (Integrated side control panel)
- Incasso: 113x43.5 cm (Cut-out: 113x43.5 cm)
- Filotop: 115.3x45.8 cm (Flush: 115.3x45.8 cm)

Griglie in acciaio inox spartifiamma in ghisa
 Stainless steel pan supports and cast iron burner caps




SCALA DISEGNO 1:10
DRAWING SCALE

TUTTE LE MISURE IN mm
ALL MEASURES IN mm

TOLLERANZA LINEARE: ± 0.5 mm
LINEAR TOLERANCE

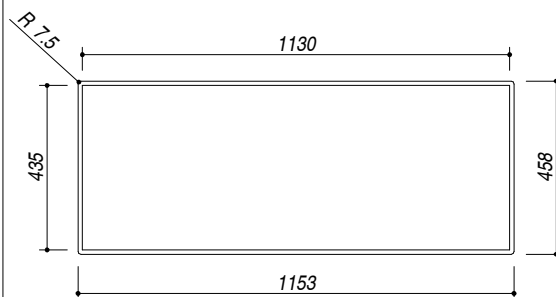
TOLLERANZA ANGOLARE: ± 0.2 °
ANGULAR TOLERANCE

FORATURA PER INSTALLAZIONE AD INCASSO
BUILT-IN CUTOUT FOR TOP



1:20

FORATURA PER INSTALLAZIONE A FILO
FLUSH CUTOUT FOR TOP



1:20

ABBASSAMENTO
LOWERING

